







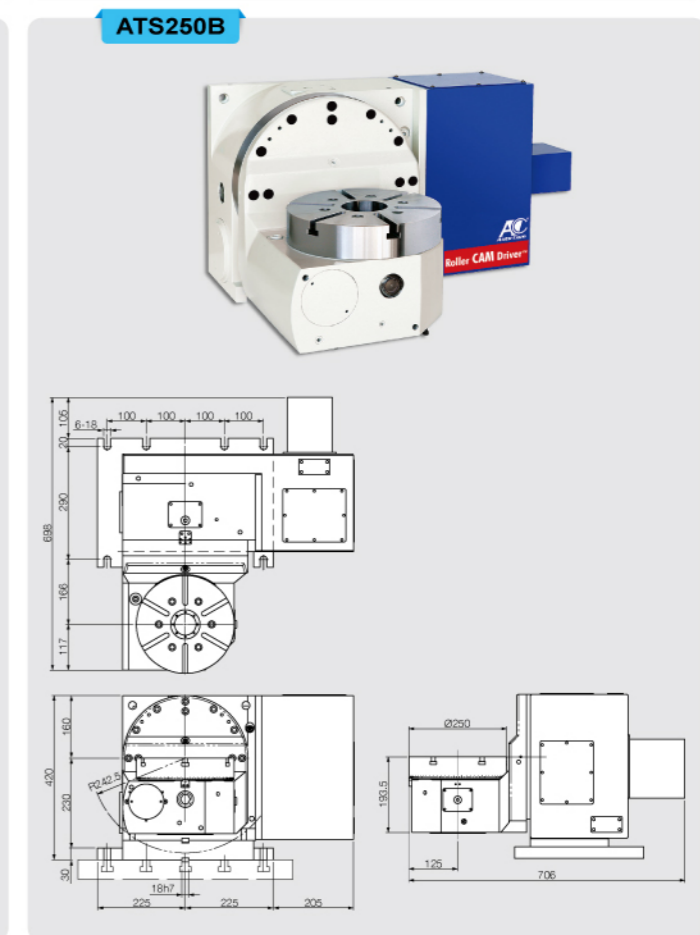
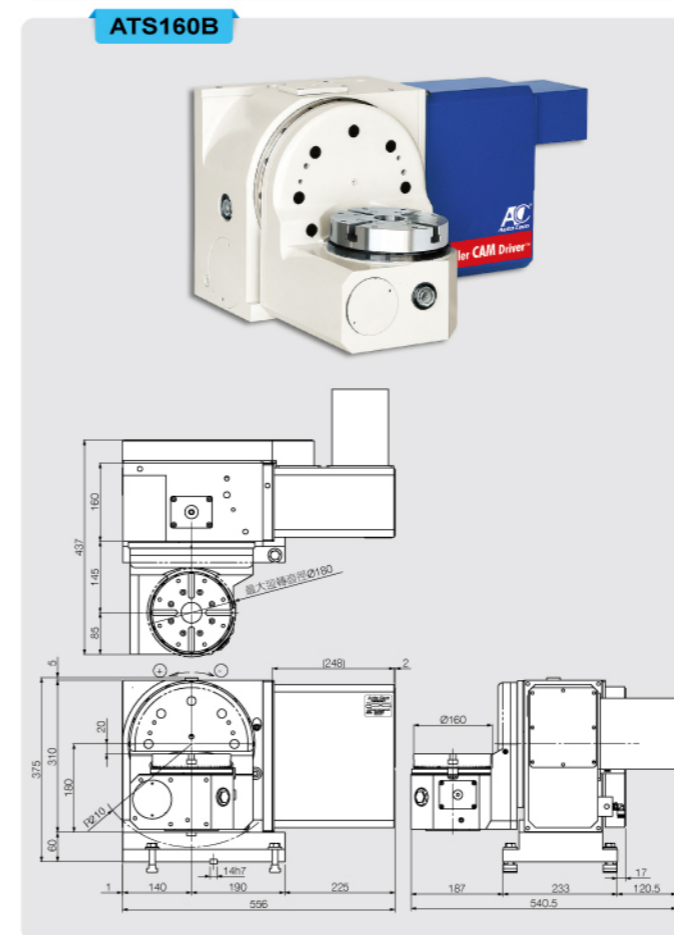
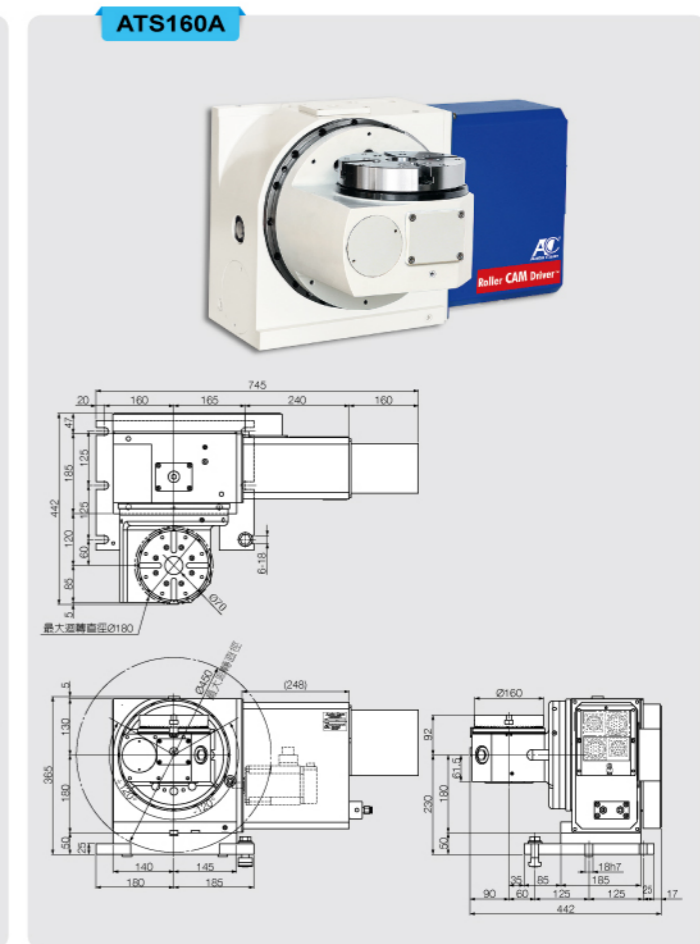
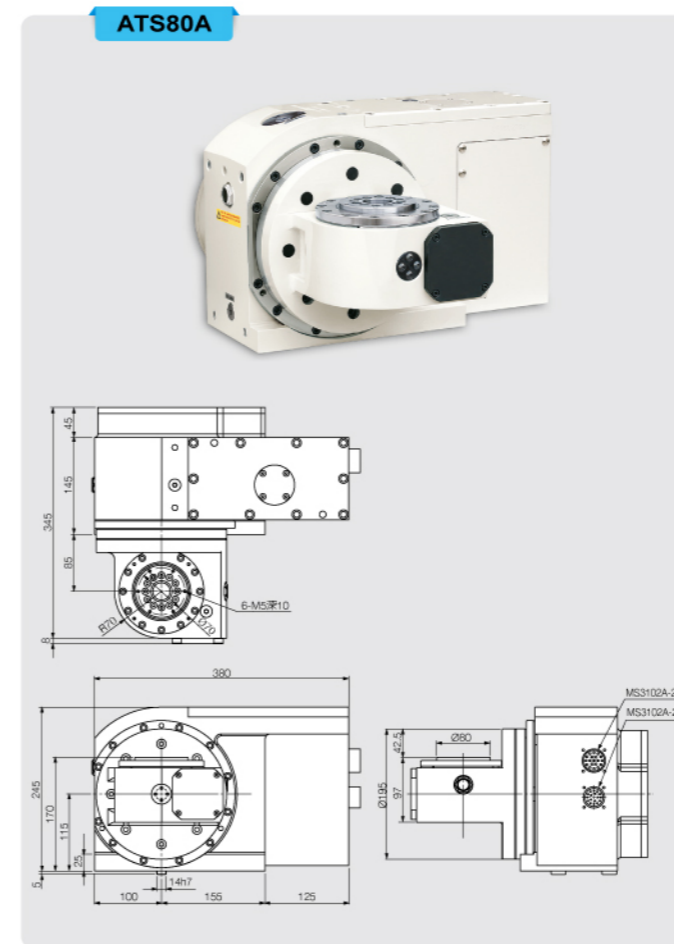
# Non-Backlash CNC TILTING ROTARY TABLE

15

## 機械式樣表 Specification

機型 Code No.		ATS80A		ATS160A		ATS160B		ATS250B	
工作盤直徑 Table diameter	∅ mm	80	160	160	250				
0°時工作盤面高度 Table height (Tilting=0°)	mm	170	272	160	210				
90°時工作盤面中心高度 Table center height (Tilting=90°)	mm	115	180	180	210				
中心孔徑/貫穿孔徑 Spindle hole	∅ mm	30H7 / 26	42H7 / 40	42H7 / 40	75H7/65				
盤面 T 型溝尺寸 T slot width	mm	-	12H7	12H7	12H7				
容許工件負載 Allowed works load	kg	10	20	20	60				
製品質量 Weight	kg	70	130	130	220				
分度範圍 Rotation range	degree	Rotation	Tilting	Rotation	Tilting	Rotation	Tilting	Rotation	Tilting
		360	±120	360	±120	360	±120	360	±120
使用馬達 Motor	FANUC	α	-	α2IF/α4IF	α4IF+B	α2IF/α4IF	α4IF+B	α2IF	α4IF+B
	MITSUBISHI	β	β1IS	β2IS	β4IS	β8IS+B	β4IS	β8IS+B	β8IS+B/β12IS+B
		HG-KR43	HG105S	HG105S	HG105S+B HG105T	HG105S+B HG105T+B HG104S+B	HG105S HG105T	HG105S+B HG105T+B HG104S+B	HG105T
SIEMENS	-	-	1FK7042 1FK7060 1FK2205	1FK7060+B 1FK2206+B	1FK7042 1FK7060 1FK2205	1FK7060+B 1FK2206+B	1FK7042 1FK7063 1FK2206	1FK7063+B 1FK2206+B	
總減速比 Gear ratio		40	60	48	60	48	60	48	75
工作盤最高迴轉速 Max. rotation speed (註 Note)	rpm	75	50	62.5	50	62.5	50	62.5	40
最小設定單位 Min. increment		0.001°	0.001°	0.001°	0.001°	0.001°	0.001°	0.001°	0.001°
R/G額定動定格 Basic dynamic load rating	kgf·m	9.7	48.4	21.7	81.1	21.7	81.1	48.4	98.9
鎖緊壓力 Clamp system	kg/cm <sup>2</sup>	Non	Non	油H20/空P5	油H20/空P5	油H20/空P5	油H20/空P5	油H20	油H20
	kg·m	-	-	油H15/空P4	油H50/空P13	油H15/空P4	油H50/空P13	60	150
鎖緊扭力 Output torque at brake	N·m	-	-	油H147/空P39	油H490/空P127	油H147/空P39	油H490/空P127	588	1470
	sec	40	40	25	40	25	40	20	40
重覆精度 Repeatability	sec	6	6	4	4	4	4	4	4
容許承重 Allowable work weight		kg	10	20	20	20	60		
		kg	10	20	20	20	60		
當夾鎖時其容許負載 Allowable load (When table clamped)		kgf	380	610	610	890			
		F x L kgf·m	11	22	22	48			
		F x L kgf·m	25	30	30	85			
容許慣性 Allowable work inertia		kg·m <sup>2</sup>	0.01	0.16	0.16	0.4			

註: 馬達轉速3000rpm Note: Motor speed 3000 rpm.












# Non-Backlash CNC TILTING ROTARY TABLE

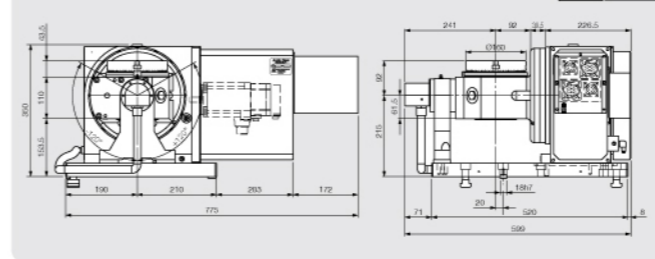
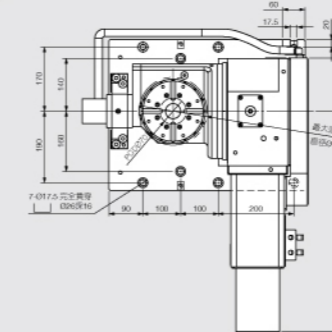
## 機械式樣表 Specification

※B:表示馬達附剎車 B: Motor with Brake

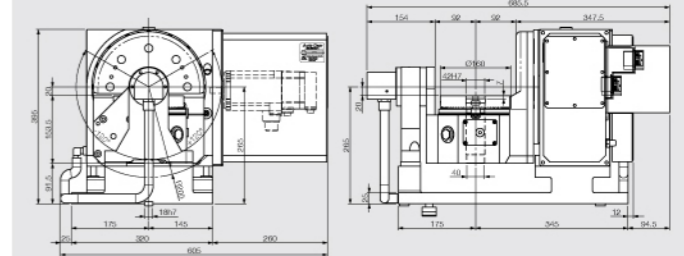
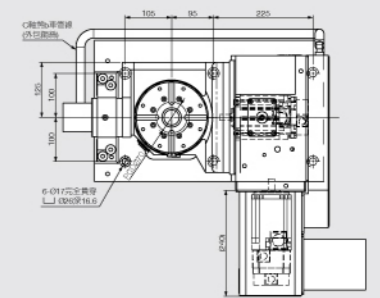
機型 Code No.		ATS160A-ACR	ATS160B-ACR	ATS250B-ACR				
工作盤直徑 Table diameter	∅ mm	160	160	250				
0°時工作盤面高度 Table height (Tilting=0°)	mm	307	245	260				
90°時工作盤面中心高度 Table center height (Tilting=90°)	mm	215	265	260				
中心孔徑/貫穿孔徑 Spindle hole	∅ mm	42H7	42H7 / 40	75H7 / 65				
盤面 T 型溝尺寸 T slot width	mm	12H7	12H7	12H7				
容許工件負載 Allowed works load	kg	50	50	120				
製品質量 Weight	kg	150	150	400				
分度範圍 Rotation range	degree	Rotation	Tilting	Rotation	Tilting	Rotation	Tilting	
		360	+30 ~ -120	360	+30 ~ -120	360	+30 ~ -120	
使用馬達 Motor	FANUC	α	α21F/α41F	α41F+B	α21F/α41F	α41F+B	α41F/α41S	α81F+B/α81S+B
		β	β41S	β81S+B	β41S	β81S+B	β41S	β81S+B/β121S+B
	MITSUBISHI	HG105S	HG105S+B	HG105S	HG105S+B	HG105T	HG154T+B	
		HG105T	HG105T+B	HG105T	HG105T+B			
	SIEMENS	1FK7042	1FK7060+B	1FK7042	1FK7060+B	1FK7042	1FK7063+B	
		1FK2205	1FK2206+B	1FK2205	1FK2206+B	1FK2206	1FK2206+B	
總減速比 Gear ratio		48	60	48	60	48	75	
工作盤最高迴轉速 Max. rotation speed (註 Note)	rpm	62.5	50	62.5	50	62.5	40	
最小設定單位 Min. increment		0.001°	0.001°	0.001°	0.001°	0.001°	0.001°	
R/G額定動定格 Basic dynamic load rating	kgf·m	21.7	81.1	21.7	81.1	48.4	98.9	
鎖緊壓力 Clamp system (油壓 Hydraulic)	kg/cm <sup>2</sup>	油H20/空P5	油H20/空P5	油H20/空P5	油H20/空P5	油H20	油H20	
鎖緊扭力 Output torque at brake	kg·m	油H15/空P4	油H50/空P13	油H15/空P4	油H50/空P13	60	150	
	N·m	油H147/空P39	油H490/空P127	油H147/空P39	油H490/空P127	588	1470	
分割精度 Indexing accuracy	sec	25	40	25	40	20	40	
重複精度 Repeatability	sec	4	4	4	4	4	4	
容許承重 Allowable work weight		kg	50	50	120			
		kg	50	50	120			
容許負載 Allowable load		Tilting=0°	kgf	2000	2000	2500		
		Tilting=0°	F x L	L=80mm F=600kg	L=80mm F=600kg	L=125mm F=800kg		
		Tilting=90°	F x L	22	22	48		
		Tilting=90°	F x L	L=100mm F=800kg	L=100mm F=800kg	L=100mm F=880kg		
容許慣性 Allowable work inertia		kg·m <sup>2</sup>	0.16	0.16	0.4			

註: 馬達轉速3000rpm Note: Motor speed 3000 rpm.

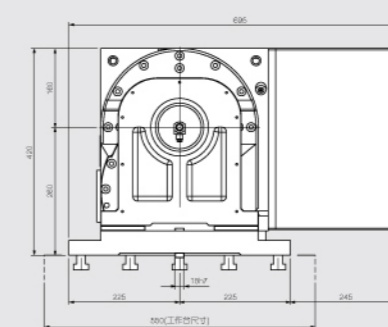
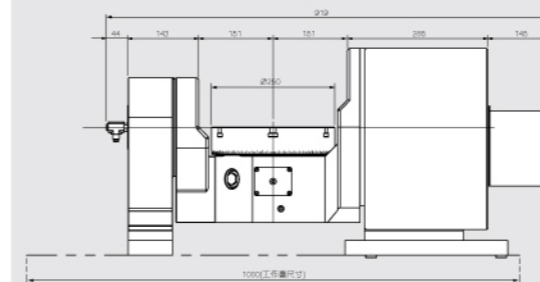
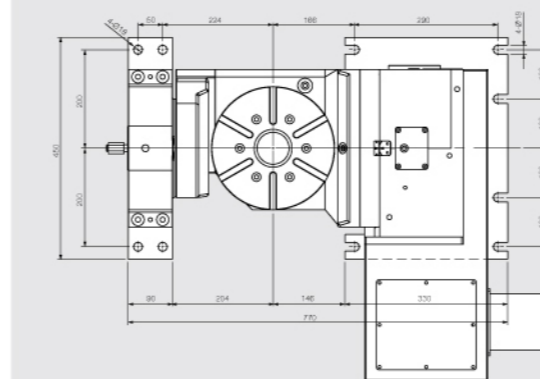

ATS160A-ACR



ATS160B-ACR



ATS250B-ACR



**高剛性** High Rigidity  
**高速度** High Speed  
**長壽命** Durability